The Coaching Chronicles

Issue I Volume 35

THE CENTER FOR ACADEMIC EXCELLENCE (CAE) ROUNDTABLE DISCUSSIONS ARE CONTINUING!

Join us for our next topic of **Instructional Strategies**

Tuesday November 17 3:30pm-4:30pm
Friday November 20 12:00pm-1:00pm

Zoom Link

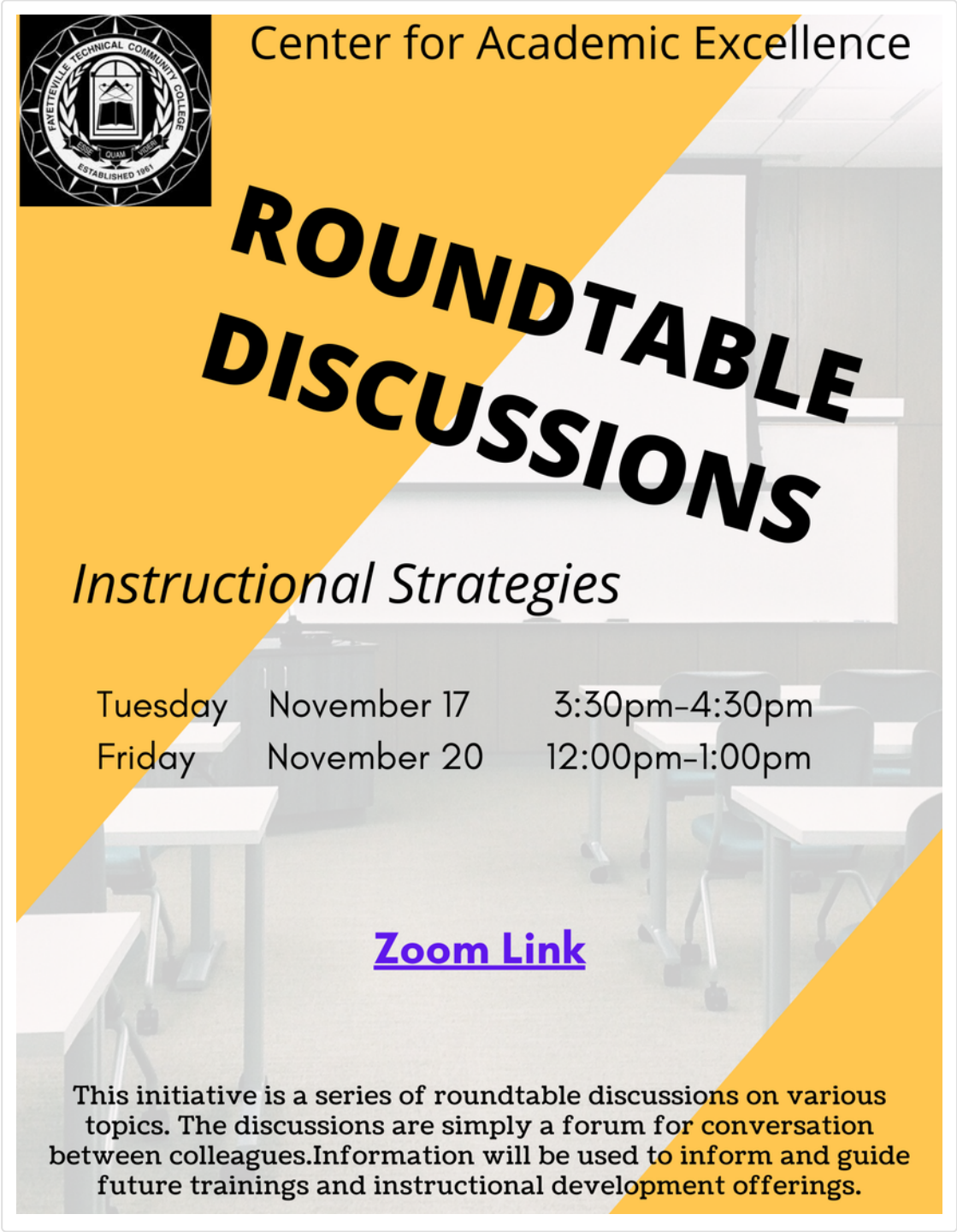

2020 COACHING CHRONICLES NEWSLETTERS

Click this link to view all previous newsletters!

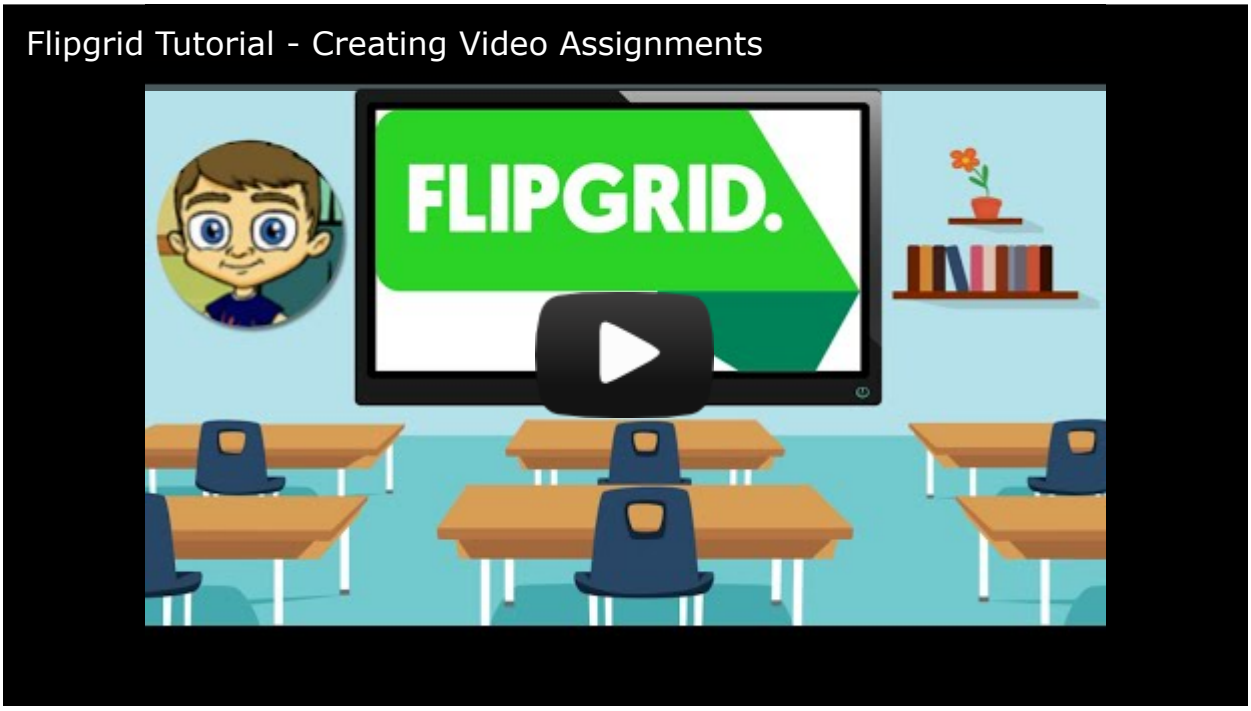

New Ways to Use Flipgrid

1. Sharing book reviews: With Flipgrid's new augmented reality (AR) feature, classrooms and classroom libraries can use the video QR code to create an engaging way for students to share book reviews. After a student records their review, the teacher can print the QR code and tape it on the book, and the student's classmates can use their devices to scan the code and watch the review as a way to help them decide if they'd like to read the book. This could work for any text that has been read by students.

2. Increasing accessibility for all students: Flipgrid has expanded many of its accessibility features to ensure that all students can participate. Students can use closed captioning when viewing videos, which also generates a full transcript for each video. Microsoft's Immersive Reader can be used within both the closed captioning and any text within a topic to read the texts aloud and break up words into syllables for easier decoding.

3. Inviting outside speakers: Using Guest Mode, teachers can invite guest speakers to participate in classroom discussions. Guests can watch student videos and post their own

videos. This option provides a way for experts in a field to share their knowledge asynchronously, with students posting videos of their questions for the expert to answer at a convenient time in a video response. STEM teachers, for example, could invite engineers or scientists to discuss their careers and research and to answer student questions.

4. Building student portfolios: A teacher can create a grid for student portfolios. Within this grid, the teacher creates a topic for each student, and students post videos explaining their work, demonstrating a recently learned skill, or reflecting on an in-class experience. Since the topics can also be available to every student in the class, students can observe their classmates' work.

5. Adding annotations: When students record a video, they have the option to write directly on the video, and they can add sticky notes with additional text. For students in math practicing solving problems or students in chemistry learning to balance chemical equations, this feature is a great way to show their thinking.

6. Building a mixtape: The mixtape is a way to curate videos from any topic or grid in a single location. A teacher can select any student video and add it to the mixtape, which can be shared with the entire class. Collecting memories from throughout the year is a great way to take advantage of the feature: As the year progresses, the teacher can save interesting videos or important moments from different topics. Watching the mixtape as a class at the end of the year will help students recall what they've learned.

7. Sharing and celebrating work: Celebrating completed projects or finished assignments is often forgotten in the classroom due to time constraints, but Flipgrid makes it fairly easy and quick. Using the student-to-student replies option, everyone in the class can view and respond to each other's videos. For example, students in a history class could share a long-term project they have completed, walking through what they learned and what they created. Peers in the class compose video responses, providing positive feedback on the work completed.

8. Supporting absent students: Flipgrid can be a catch-up solution for students who are absent. The teacher creates a topic for work completed in class, and if a student is absent during a given class, one of their peers can post a quick video about what assignments were completed in class so the absent students can quickly learn about what they missed.

FLIPGRIP

Flipgrid is a simple, free, and accessible video discussion experience for PreK to PhD educators, learners and families. Create a Topic and engage your community...together!

Feel free to try FLIPGRIP by using the link below to join in on a discussion:

https://flipgrid.com/b8f9ea6f

NCCCS Perkins Sponsored Free UDL (Universal Design for Learning) Online Workshop Series

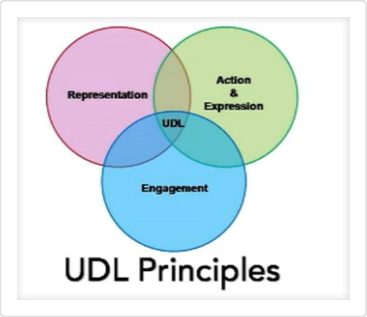

Last spring we had scheduled a 2-day workshop on Universal Design for Learning. Because of the pandemic, we had to cancel it. We were pleased to learn of Lillian Nave, of Think UDL and a professor at Appalachian State University, and her work with some of our colleges in implementing UDL. We have contracted with her to present **free online sessions on UDL** for North Carolina Community Colleges. Please let your colleagues know about this professional learning opportunity.

Participants must register for each session separately, though we hope you will decide to attend all.

***The WHAT of Learning: Creating Resourceful, Knowledgeable Learners. Nov 10, 2:30-3:30**

Information and registration is at www.ncperkins.org/udl

Let me know if you have any questions.

Have a good day,

Patti Coultas
Career and Technical Education Coordinator
North Carolina Community College System
coultasp@nccommunitycolleges.edu
Phone: (919) 807-7130
Fax: (919) 807-7173

BLACKBOARD HOW-TO VIDEOS

Not quite sure how to load something into Blackboard? Check out these videos for quick step by step instructions!

Instructors: Building Your Course www.youtube.com

A set of short video tutorials that help instructors build online courses using Blackboard Learn.

DIVERSITY, EQUITY, AND INCLUSION PROFESSIONAL DEVELOPMENT OPPORTUNITIES

Greetings,

Professional development about diversity, equity, and inclusion can be difficult to deliver in an engaging and participatory manner. Fortunately there are several faculty and staff, at our colleges, that serve as experts on these topics.

Register now for these exciting and informative workshops! Professional development certificates available. You will be sent the Zoom links after registering for the workshops.

Deficit Minded to Equity Mindedness: Fixing the Pond - Level I: This open, accepting, and interactive virtual workshop will explore how to transform from being deficit minded to actualizing more equity mindedness. Learn more about this workshop HERE. Use the link to register for Deficit Minded to Equity Minded on one of the available dates (Nov. 12, or Nov. 20).

Courageous Conversations: This virtual workshop will support adults in having the conversations necessary to make progress on difficult subjects such as race, privilege, bias, stereotypes, and ethnicity. Learn more about this workshop HERE. Use the link to register for Courageous Conversations on Nov. 23.

Recruitment, Retention and Success for Hispanic/Latinx Students: This 3 part series of Zoom Meetings will be facilitated by The College Foundation Inc. and NC Community Colleges. Learn more about this workshop HERE. Use the link to register for Recruitment, Retention and Success for Hispanic/Latinx Students on all three dates, Nov. 10.

Thank you,

Susan Barbitta
Executive Director, NC Student Success Center

barbittas@nccommunitycolleges.edu

YOUR FEEDBACK IS NEEDED

The Center for Academic Excellence needs your input! Whether you have read the newsletters; had a coaching session; maybe even participated in the Coffee with the Coach Chat, YOUR INPUT IS NEEDED. Click the button above to submit your feedback.

SCHEDULE A COACHING SESSION

Do you have specific questions you want to have addressed? Would you like a one-on-one conversation with your Instructional Coach to get some ideas regarding instructional strategies?

2201 Hull Road, Fayetteville, N...
jacksonac@faytechcc.edu
(910) 678-8415
faytechcc.edu/faculty-staff/in...