









How to Apply for Graduation

1. Login to Self-Service
2. Select **Graduation Overview**

Hello, Welcome to Colleague Self-Service!
Choose a category to get started.

 Student Finance Here you can view your latest statement and make a payment online.	 Financial Aid Here you can access financial aid data, forms, etc.
 Tax Information Here you can change your consent for e-delivery of tax information.	 Employee Here you can view your tax form consents, earnings statements, banking information, timecards and leave balances.
 Student Planning Here you can search for courses, plan your terms, and schedule & register your course sections.	 Course Catalog Here you can view and search the course catalog.
 Grades Here you can view your grades by term.	 Graduation Overview Here you can view and submit a graduation application.

3. Find the program you want and select **Apply**

Graduation Application

Please click on one of the apply links below to apply for graduation. For more information about our graduation and commencement process please visit [Commencement Information](#)

[Review My Academic Progress](#)

Program of Study	Major	Application Status
Associate in General Education	Associate in General Education	Apply
Information Technology/Network Administration	Information Technology	Apply

4. Complete the graduation application form
5. Select proceed to payment
6. Make the \$25 payment online