

How to Register for Classes in Web Advisor

Login to “Curriculum Students” in WebAdvisor

<https://webadvisor.faytechcc.edu/>

1. Click on “Student Planning”

User Account

[What's my User ID?](#)

Student Account Information

[View Account and Make Payments](#)
[Enroll in Payment Plan](#)
[1098 Electronic Consent](#)
[View My 1098-T Forms](#)

Financial Aid

[Financial Aid eForms](#)
[Financial Aid Course Eligibility](#)
[Financial Aid Checklist](#)

Communication

[My Documents](#)
[E-mail My Advisor\(s\)](#)

Registration

[Manage My Waitlist](#)
[Student Health Program Application](#)
[Student Course Withdrawal Form](#)

Academic Planning

[Student Planning](#)

Academic Profile

[Transcript](#)
[Transcript Request](#)
[NSCL Student Self Serve](#)

2. Click on “Go to Plan & Schedule”

1 View Your Progress
Start by going to My Progress to see your academic progress in your degree and search for courses.
[Go to My Progress](#)

2 Plan your Degree & Register for Classes
Next, take a look at your plan to see what you've accomplished and register your remaining classes toward your degree.
[Go to Plan & Schedule](#)

Programs Cumulative GPA Progress

3. Search the class you want to register into in the search bar

Academics > Student Planning > Plan & Schedule

Plan your Degree and Schedule your courses

Search for courses...

Schedule Timeline Advising Petitions & Waivers

Spring 2020 Register Now

Filter Sections Save to iCal Print

Planned: 0 Credits Enrolled: 1 Credits Waitlisted: 0 Credits

ACA-122-1908: College Transfer Success

Registered

Credits: 1 Credits
Grading: Graded
Instructor: Shackelford, H
1/13/2020 to 3/9/2020


Meeting Information

Drop

View other sections

| | Sun | Mon | Tue | Wed | Thu | Fri | Sat |
|------|-----|-----|-----|-----|-----|-----|-----|
| 8am | | | | | | | |
| 9am | | | | | | | |
| 10am | | | | | | | |
| 11am | | | | | | | |
| 12pm | | | | | | | |
| 1pm | | | | | | | |
| 2pm | | | | | | | |

4. Click on “View Available Sections for Class...”


Search for courses... 


Filters Applied: None

ACA-120 Career Assessment (1 Credits) [Add Course to Plan](#)


This course provides the information and strategies necessary to develop clear personal, academic, and professional goals. Topics include personality styles, goal setting, various college curricula, career choices, and campus leadership development. Upon completion, students should be able to clearly state their personal, academic, and professional goals and have a feasible plan of action to achieve those goals.

Requisites:
None

[View Available Sections for ACA-120](#) 

Page 1 of 1 

5. Find the class you wish to register into and click “Add Section to Schedule”

Search for Courses and Course Sections Search for courses... 

[Back to Plan & Schedule](#)

Filters Applied: None


Filter Results

- Availability**
 - Open and Waitlisted Sections
 - Open Sections Only
- Subjects**
 - Aca-Academic Related (1)
- Locations**
 - Main Campus (1)
 - Online (1)
- Show All Terms**
 - Fall 2019 (1)
 - Spring 2020 (1)
 - Summer 2019 (1)
- Days of Week**
 - Monday (1)


ACA-120 Career Assessment (1 Credits) [Add Course to Plan](#)

This course provides the information and strategies necessary to develop clear personal, academic, and professional goals. Topics include personality styles, goal setting, various college curricula, career choices, and campus leadership development. Upon completion, students should be able to clearly state their personal, academic, and professional goals and have a feasible plan of action to achieve those goals.

Requisites:
None

[View Available Sections for ACA-120](#) 

Spring 2020

[Career Assessment 1002](#)
Runs from 1/13/2020 - 3/9/2020 [Add Section to Schedule](#) 

| Waitlisted | Times | Locations | Instructors |
|------------|---|--|-------------|
| 0 | T 9:00 AM - 9:50 AM 1/13/2020 - 3/9/2020 | Main Campus, Advanced Technology Center 213 Classroom Hours | Greenlee, M |
| | TBD 1/13/2020 - 3/9/2020 | Main Campus, Distance Education Virtual Rm. INET Classroom Hours | |

See Section Number Guide on following page

| SECTION NUMBER GUIDE | |
|---|---|
| The Section Number consist of four digits, which are as follows: | |
| FIRST DIGIT = SESSION | |
| 0 | 16 Week |
| 1 | 1st Eight Week |
| 2 | 2nd Eight Week |
| 3 | 12 Week Session |
| 5 | Off Cycle |
| 6 | 1st Four Week Session |
| 7 | 2nd Four Week Session |
| 8 | 3rd Four Week Session |
| 9 | 4th Four Week Session |
| SECOND DIGIT = LOCATION/TYPE | |
| 0 | Main Campus |
| 1 | Fort Bragg |
| 3 | Spring Lake Center |
| 4 | Botanical Garden Center |
| 9 | Online |
| B | Blended (Hybrid) or (Combination Online50%/F2F) |
| C | Collision |
| D | Developmental Co-Requisite |
| L | Learning Communities |
| R | Ford |
| V | Virtual Classroom |
| THIRD AND FOURTH DIGIT = NUMBER OF COURSE | |
| 01-49 | Day classes |
| 51 | Night classes |
| 61 | Weekend classes |

6. Return to Plan & Schedule page → Click Register Now

The screenshot shows the 'Plan & Schedule' interface. At the top, there are navigation links for 'Academics', 'Student Planning', and 'Plan & Schedule'. Below this is a search bar with the text 'Search for courses...'. The main content area is titled 'Plan your Degree and Schedule your courses'. There are tabs for 'Schedule', 'Timeline', 'Advising', and 'Petitions & Waivers'. The 'Schedule' tab is active, showing a calendar for 'Spring 2020'. A red arrow points to a blue 'Register Now' button. Below the calendar, there are buttons for 'Filter Sections', 'Save to iCal', and 'Print'. On the right, it shows 'Planned: 0 Credits', 'Enrolled: 1 Credits', and 'Waitlisted: 0 Credits'. The course card for 'ACA-122-1908: College Transfer Success' is visible, showing it is 'Registered' with 1 credit, graded, and instructor Shackelford, H. There is a 'Drop' button and a 'View other sections' link.

Do not forget Step 6! If you do not do step 6 you are not registered into the class, you've only added it to your schedule.