

A.I. On Demand Training

Who: Virtual Learning Community (VLC)

What: **Access On-Demand Artificial Intelligence Training**

The North Carolina Community College System's Virtual Learning Community (VLC) offers on-demand AI training designed to empower learners with essential skills in artificial intelligence. This innovative program provides flexible access to curated courses and resources, enabling students to explore various AI concepts at their own pace. Through the VLC platform, participants can engage in interactive modules, practical exercises, and real-world applications, gaining proficiency in AI technologies crucial for today's digital landscape. With a focus on accessibility and convenience, this on-demand AI training through the NC community college system VLC serves as a dynamic resource for learners seeking to enhance their expertise in artificial intelligence.



When: **On-Demand**

Where: Configio website (see access directions below)

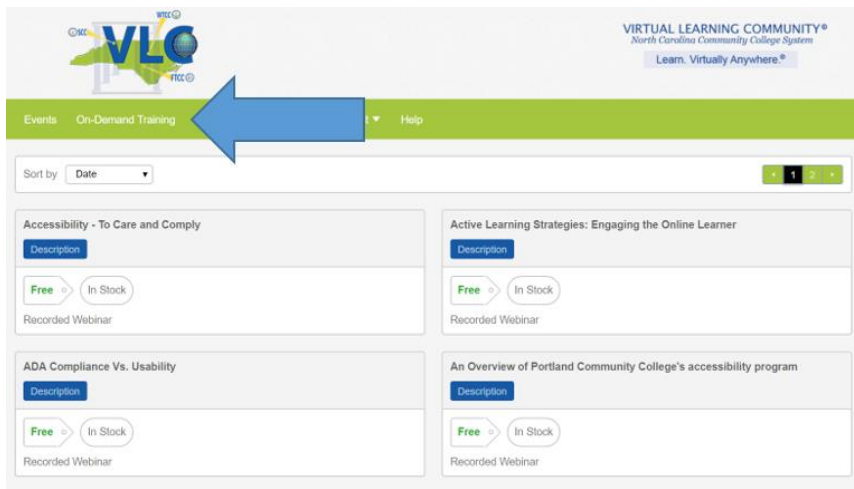
Questions: Faculty can contact the Virtual Learning Community (VLC) with any questions!

Accessing On-Demand Training Directions:

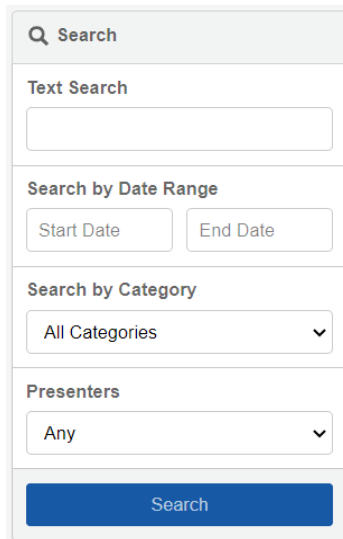
1. Go to the Virtual Learning Community (VLC) Configio website. This link will take you to the VLC Configio Login page: <https://vlc.configio.com/login>
2. Under Returning Customers, enter your account information. Type your information into the appropriate fields.
 - Your Username or NCCC Employee Email Address
 - Enter the password you created when you created your account
3. Then click on the Login box near the middle of the screen.

The screenshot shows the VLC Configio login page. At the top left is the VLC logo. At the top right is the text 'VIRTUAL LEARNING COMMUNITY® North Carolina Community College System' and 'Learn. Virtually Anywhere®'. Below this is a green navigation bar with links for 'Events', 'On-Demand Training', 'Resources', 'Checkout', and 'Help'. The main content area has a 'Please Login' header. There are two columns: 'Returning Customers' and 'New Customers'. The 'Returning Customers' column has fields for 'Username or NCCC Employee Email Address' and 'Password', each with a 'Forgot' link below it. A blue 'Login' button is at the bottom of this column. A large blue arrow points to the 'Login' button. The 'New Customers' column has a green 'Create an Account' button.

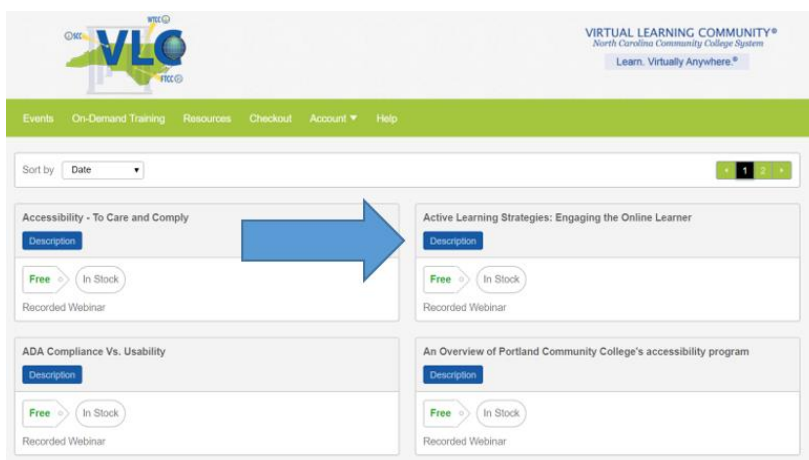
4. In the ribbon bar, click on On-Demand Training to access recorded webinars.



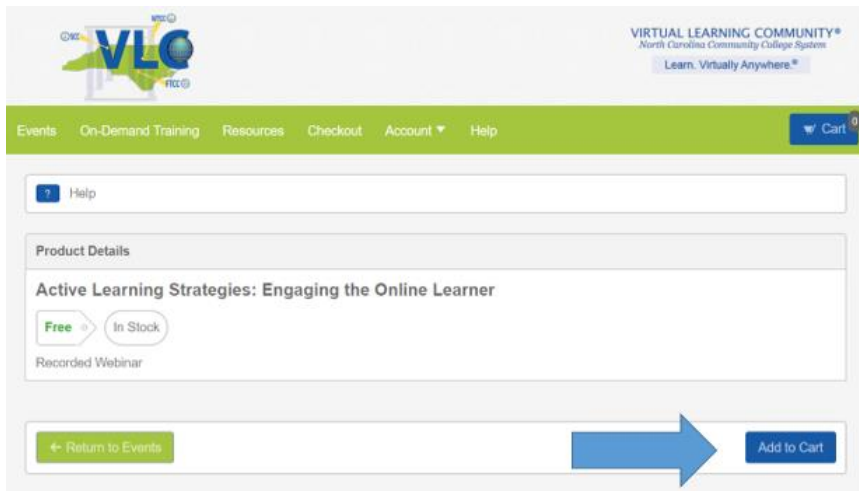
5. Search for available A.I. webinars by using the Search box. Refine the search by entering a keyword such as "A.I." or "Artificial Intelligence". This will return all On-Demand webinars about artificial intelligence.



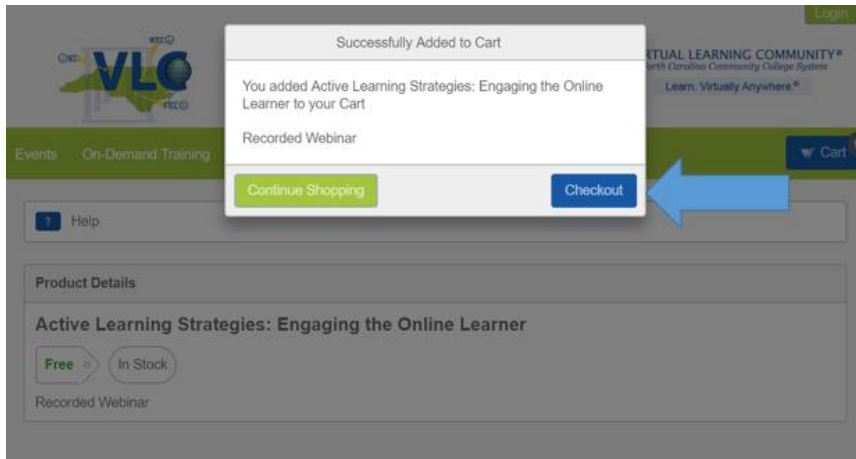
6. Click on the title of the event or the box for description to proceed to the next screen.



7. Click the Add to Cart box to request more information.



8. A pop-up box will appear, click on the Checkout box to proceed to Checkout.



You will receive a link in your NCCC email from no-reply@configio.com. The email will include a link to access the recorded webinar. For Adobe Connect webinars, the internet browser Google Chrome works best.

9. To access more recorded webinars, go to the ribbon bar and click on the On-Demand Training tab. This will return you to the recorded webinars.

