
Public Safety and Security
Crime Prevention

**Traffic Rules/
Regulations
Pamphlet**



Effective August 15, 2016

“Safety and Security With Pride”

This pamphlet supersedes
Fayetteville Technical Community College’s
Traffic Rules and Regulations 2013 Pamphlet

TABLE OF CONTENTS

Welcome.....	1
Traffic Rules and Regulations.....	1
How To Contact Public Safety.....	2
Emergency Callboxes.....	2
FTCC Parking Permits.....	3-4
Placement of FTCC Parking Permits.....	5
Vehicle Operation.....	5
Parking on Campus.....	6,9,10
Campus & Spring Lake Center Maps.....	7-8
Tickets and Parking Fines.....	10
Towing Policy.....	11
In Case of an Accident.....	11-12
For Your Information.....	12
Weapons, Drugs and Alcohol.....	12-14
Crime Prevention Tips.....	14
General Security on Campus.....	14-15
Motorist Assistance Services.....	15
Campus Crime Statistics.....	16

WELCOME

The Public Safety Officers at FTCC are here to maintain a safe environment for you to attend college. The mission of the FTCC Department of Public Safety is to help provide and maintain an atmosphere that enhances the educational process and fulfills the total mission of FTCC, by providing a highly trained, motivated and professional Public Safety staff.

Joseph Bailer, Director, Public Safety and Security

TRAFFIC RULES AND REGULATIONS

All of the provisions of Chapter 20 of the North Carolina General Statutes relating to the use of highways of the State of North Carolina and the operation of motor vehicles, thereon, will apply to the streets, roads, alleys and driveways on the Fayetteville Technical Community College (FTCC) campus. The FTCC Board of Trustees is authorized and empowered to make additional rules and regulations, and to adopt additional ordinances with respect to the use of the streets, roads, alleys and driveways, and to establish parking areas on the campus. The Board of Trustees may, by rules, regulations, or ordinances, provide for a system of registration of all motor vehicles where the owner or operator parks on the campus. The Trustees may, by rules, regulations, or ordinances, establish or cause to have established a system of citations that may be issued to owners or operators of motor vehicles who violate established rules, regulations, or ordinances. As authorized by the Board of Trustees the FTCC Department of Public Safety will establish a system of fines to be levied for violators and enforce the collection of said fines. The Board of Trustees shall be empowered to exercise the right to prohibit repeated violators of such rules, regulations, or ordinances from parking on the campus. The administration and enforcement of the rules, regulations, and ordinances shall be delegated to the Director, Public Safety and Security (DPSS). The Director, Public Safety and Security shall be empowered to prohibit students from parking on campus as needed. Students and staff/faculty are urged to thoroughly read and familiarize themselves with the contents of this pamphlet and to abide by the rules, regulations and ordinances. To receive service concerning decals or to pay fines, students must show their FTCC ID Card.

Public Safety officers are empowered by the Board of Trustees to issue citations for violators of parking regulations and to stop and identify all persons on campus. **FTCC is in no way responsible for the loss or damage of private/vehicles resulting from theft, vandalism, or accidents.** Public Safety officers will assist in reporting facts incident to any loss or damage, but are precluded by the law from taking investigative or punitive action.

Any person who disrupts the educational process, endangers someone else, or fails to identify themselves shall be asked or directed to leave the campus. If a person refuses to leave, the second degree trespass warning will be administered and failure to comply will result in the Fayetteville Police Department or Spring Lake Police Department being notified to respond to the campus. Trespass charges will be filed.

HOW TO CONTACT PUBLIC SAFETY

(24 Hours a Day, 7 Days a Week)

Office Location: General Classroom Building, Room 102

Hours: Monday - Friday • 7:30 a.m. - 8:00 p.m.

Vehicle Registration & Parking Permits: Must have FTCC Student ID Card

Office Phone Numbers:

Fayetteville Campus:	678-8433	Off Campus:	678-8433
SLC:	678-1012	HEC:	678-0065
After 5 p.m.:	Emergency Callbox		

After Hours Use of Facilities

Normal college hours are 7:00 a.m. - 10:00 p.m. Monday - Friday, Saturday 7:00 a.m. - 5:00 p.m. Buildings are open during these hours. For access to a building after hours, you must contact Public Safety. After 5:00 p.m., holidays and weekends, use Emergency Callbox.

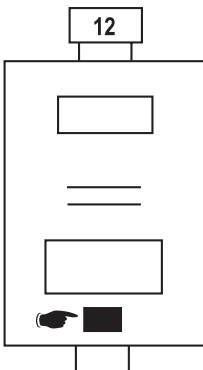
EMERGENCY CALLBOXES

Emergency Callboxes are placed throughout the campus in the event you need assistance. For exact locations see the map on pages 7 and 8.

*Call boxes are easy to identify. They are red, white, and blue, rectangular boxes on poles with a blue light on top.

Red Button: Push and talk into box for assistance

Use: In case of emergency or if assistance from Public Safety is needed.



FTCC PARKING PERMITS

Curriculum Students:

1. Go to the Public Safety Office, General Classroom Bldg., Room 102.
2. A valid student I.D. Card is required.
3. A valid state Vehicle Registration Card is required.
4. If you plan to park a vehicle on campus, you must have a parking permit, either temporary or permanent.
5. A valid Parking Permit must be displayed on vehicle while parked on campus.
6. Students should obtain parking permits during the registration period or during the first three days of class.
7. One permit will be issued per vehicle and one replacement for lost permit at no cost.
8. A student may register a maximum of three (3) vehicles.

Continuing Education Students

1. Continuing Education Center (CEC) Students to include High School and GED students will be issued a Continuing Education Temporary Parking Permit by either CEC Registration and Records or an instructor. The permit must be displayed in a readable location on the vehicle windshield, dashboard or rear window.

Illegal Use of Permit: All Persons Involved In Illegal Use of A Parking Permit, or Attempting Such, May have their campus vehicle parking privileges revoked.

Faculty and Staff (Full-Time and Part-Time)

1. Go to the Public Safety Office, General Classroom Bldg., Room 102.
2. Employees must show proof of employment, i.e. staff/faculty I.D. card, or a letter or call from a supervisor and Datatel number.
3. Faculty and staff who park a vehicle on campus must obtain a parking permit.

Temporary Permits:

Students, staff, and faculty must have a permanent parking permit in order to obtain a Temporary Permit. The following will apply:

1. The permit is free of charge.
2. The permit is issued for no more than 10 college work days.
3. The permit is issued if employee/student drives another vehicle to school and has forgotten to place the permanent parking permit on the vehicle.

FTCC PARKING PERMITS CONT.

4. Place the permit on the dash, driver's side.
5. Contractors, to include Temporary hires, will be issued a blue parking permit for a period of 90 days. The permit is to be displayed on the dash, driver's side.

Handicapped Permits:

Vehicles with handicapped license plate and placard will be allowed to park in marked handicapped parking spaces when available.

1. When spaces are not available, any parking space may be used unless marked for a specific purpose, i.e., Instructor of the Year, FTCC Security Only.
2. A violation of this rule carries a penalty of up to \$250 when cited by the local police agencies.
3. To apply for handicapped privileges, contact the Dept. of Motor Vehicles License Plate Agencies listed below (a doctor must sign the application).
 - a. Eutaw Village Shopping Center 485-1590
4. All persons must provide the proper documentation when registering their vehicle in order to receive a handicapped permit, which authorizes them to use a handicapped space.

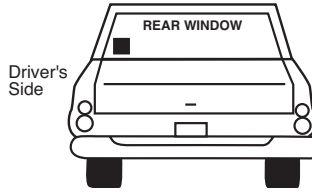
If you are not handicapped, please do not park in a space needed for the handicapped.

You may be cited for misuse of a handicapped permit. The permit may be confiscated by the appropriate local Police Department.

PLACEMENT OF FTCC PERMANENT PARKING PERMITS

Must be displayed on the vehicles registered with the FTCC Department of Public Safety. Please follow the instructions carefully. Application instructions: 1. Clean the window with water. 2. Peel off paper from permit. 3. Apply to window. 4. Smooth out air bubbles.

Temporary Permit—Place on dash or window



1. Please place on **inside of front windshield, drivers' side front windshield.**

Motorcycle operators will be issued a **permit to be placed on one of the front forks.**

VEHICLE OPERATION

Vehicles shall be operated in a safe manner at all times to ensure the safety of all persons on campus. Violations of the speed limits or reckless driving, depending on the circumstances, could result in suspension from class or driving privileges suspended for on-campus driving. **Motorcycle operators are required to wear the proper headgear and comply with all other laws when operating a motorcycle on campus.**

Speed Limits

1. All on campus roads and parking lots 10 mph
2. Hull Road 25 mph
3. Devers Street 25 mph
4. Skye Drive..... 25 mph

Pedestrians—Have the right-of-way at all times on campus.

The Fayetteville Police Department is responsible for the control of parking and traffic on streets passing through the campus (Hull Road, Devers Street, and Skye Drive). The fine may be as high as \$25 for illegal parking.

PARKING ON CAMPUS

Since parking on campus is a privilege, the following rules need to be followed.

Where to Park

A legal space to park is defined as an area marked with two white lines, two yellow lines, or yellow and white lines spaced far enough apart to allow a vehicle to park safely between. Areas that have a line on one side and a curb on the other are considered to be a legal parking space. Motorcycles may be parked in the yellow hash marked lines of any parking lot, except harsh marks next to handicap parking spaces.

Students - **White Lined Areas Only. Do Not Park In Visitor Spaces.**

Staff/Faculty - **Yellow Lined Areas, except Visitor spaces**

Visitors - **Marked Visitor Spaces. Yellow Lines.**

Contractors - **White Lined Areas.**

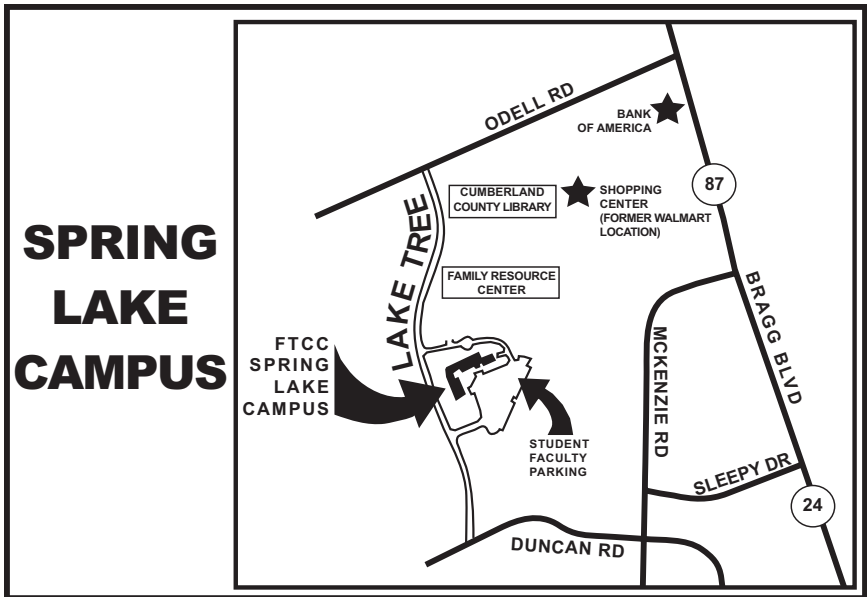
All Persons May Park in Parking Lot #5, the Unpaved Area. (Permit Required) Oversized Vehicles or vehicles with trailers must use this lot.

***NOTE: There is open parking after 5:00 p.m. except for reserved parking spaces.**

Illegal Parking Areas Are:

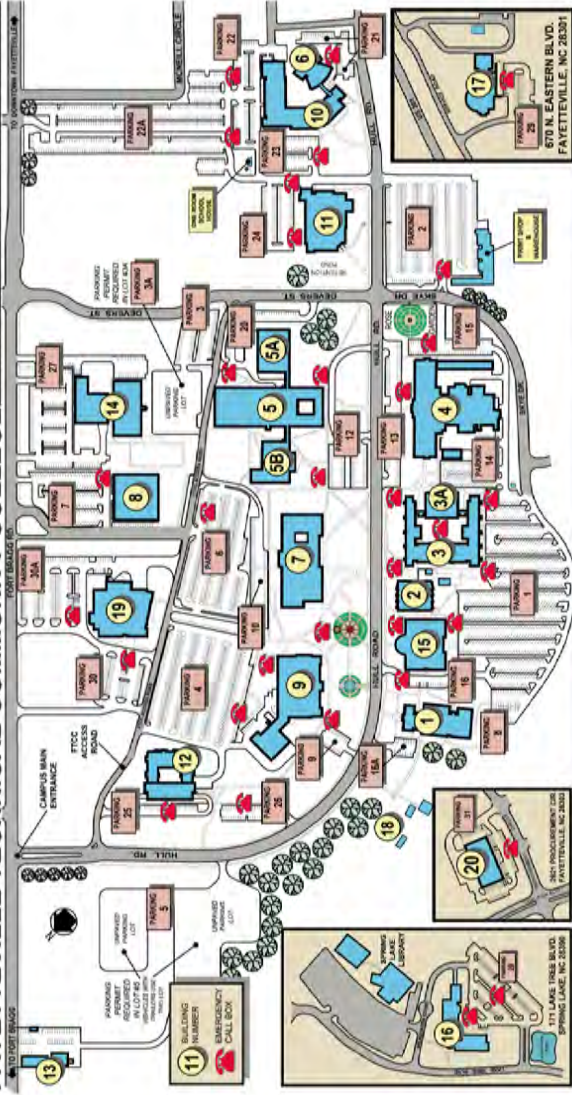
- Students parked in **Visitors** spaces.
- Students parked in **Staff/Faculty** spaces.
- Anyone parked in **handicapped spaces** without permit.
- Anyone parked **on grass.**
- Anyone parked **on sidewalks.**
- Anyone parked **in fire lanes.**
- Anyone parked within **15 feet of a fire hydrant.**
- Anyone parked in traffic lanes **impeding the flow of traffic.**
- Anyone **blocking** dumpsters.
- Anyone parked in **tow-away** zones.

Fayetteville Technical Community College Spring Lake Campus



FAYETTEVILLE TECHNICAL COMMUNITY COLLEGE

PO BOX 33236 / 2201 Hull Road, Fayetteville, NC 28333 Phone: (910) 675-8400



1. THOMAS R. MCLEAN ADMINISTRATION BUILDING (ADM)
 - President - Rm. 1
 - Chamber - Student Access - Rm. 107 & 109
 - Business Office - Rm. 108
 - Library - 2nd Floor
 - Library - 3rd Floor
 - Library - 4th Floor
2. CAMBERLAND HALL (CUH)
 - AUDITORIUM
 - LAFAYETTE HALL (LH)
 - Student Services - Rm. 104
 - Resc. Center - Rm. 105
3. HORACE SSM BUILDING (HOS)
 - Evening Office - Rm. 108
 - Evening Office - Rm. 109
 - Evening Office - Rm. 110
4. CULINARY DINING - Rm. 109 (CAF)
5. GYMNASIUM - Rm. 101 (GYM)
6. NEILL CURRIE BUILDING (NCB)
 - Continuing Education Registration - Rm. 3
 - Learning Support Center - Rm. 7A
7. TONY RANDO STUDENT CENTER (SOC)
 - Student Center - Rm. 1
 - Assessment Center - Rm. 3
 - Cashier - Rm. 128
 - Registration Services - Rm. 124
 - Financial Aid Service Center - Rm. 2
8. CENTER FOR BUSINESS & INDUSTRY (CBI)
 - Business Training - Rm. 105
 - Small Business Center - Rm. 108
9. ADVANCED TECHNOLOGY CENTER (ATC)
 - Computer Lab - Rm. 104
10. CONTINUING EDUCATION CENTER (CEC)
 - Assessment Training - Rm. 240
 - Adult Basic Education - Rm. 203
 - Adult High School Program - Rm. 205E
 - CEI - Rm. 205
 - CEI - Rm. 206
11. HEALTH TECHNOLOGIES CENTER (HTC)
 - Dental Clinic - Rm. 102
 - Early Childhood Education Center (ECC) - Day Care Center - Ground Floor
12. AUTO BODY SHOP (ABS)
 - Auto Body Shop - Rm. 101
13. COSMETOLOGY SERVICES EDUCATIONAL CENTER (CSEC)
 - Hair Salon - Rm. 104
14. GENERAL CLASSROOM BUILDING (GCB)
 - Classroom - Rm. 104
15. HARRY F. SHAW VIRTUAL COLLEGE CENTER (VCC)
 - NC Information Highway Classroom - Rm. 101
 - Audio Visual Check Out - Room 123
16. SPRING LAKE CAMPUS (SLC)
 - Admissions & Registrar - Rm. 101
 - NC Information Highway Classroom - Rm. 119
17. MONITORING ROOMS NATIONAL CENTER (MNC)
 - Monitoring Room - 5th, 202
18. ART DEPARTMENT (ART)
19. GENERAL CLASSROOM BUILDING (GCB)
 - Classroom - Rm. 104
20. COLLISION REPAIR & REFINISHING TECHNOLOGY CENTER

REV. 06/2015

PARKING ON CAMPUS CONT.

- Anyone parked **across** the yellow or white lines (diagonal lines).
- Anyone parked in **more than one** parking space.
- Anyone parked in areas **not marked** for parking.
- Anyone parked in a **“No Parking” area**.
- Anyone parked **against the normal flow of traffic creating a safety hazard**, i.e., backed into or pulled through an angled space where there is only one-way traffic.
- Anyone parking a **motorcycle in a vehicle space**.
- Anyone parking a **bicycle in areas other than bicycle racks** (i.e., chained to light poles, fences, handrails, buildings inside or outside).
- **Bicycles are not to be parked inside a building**.
- Anyone parking **buses or vehicles with trailers in regular parking lots** (Parking lot #5 will be used).
- Anyone parking a **four-wheeled vehicle in a motorcycle parking area**.

**Parking Lot #16A of the
Thomas R. McLean Administration Building
is designated parking for that building only.**

Other Violations:

A citation will be issued when a violation of one of the following occurs:

- **No FTCC parking permit displayed.**
- **Expired** FTCC parking permit displayed.
- **Mutilated** or defaced FTCC parking permit displayed.
- Placing FTCC parking permit where it **is not readable** to the Public Safety Officer.
- Displaying a parking permit that cannot be read.

PARKING ON CAMPUS CONT.

ATC Automotive and Paint & Body Shop Parking Areas:

Cars parked in these areas must have current work orders displayed on the dash. Those without an authorized work order will be cited, booted, or towed.

NOTE: Whenever any motor vehicle is found to be parked contrary to or in violation of the provisions of any parking regulation, it shall be assumed that the vehicle was parked by the person to whom the vehicle is registered.

TICKETS AND PARKING FINES

Cost: *\$5.00 per violation*

IMPORTANT: One ticket may have multiple violations marked. The person to whom the parking permit is registered is the person responsible for all tickets issued to that permit.

Ticket and parking fines are cumulative during the academic school year which is from August 15 – August 15.

The **failure to resolve unpaid parking fines** could result in one or more of the following:

- No transcripts or grades will be released to the student.
- The student will not be allowed to register for other courses.

Any further violation may result in:

- 1- Trespass charges being filed with the magistrate.
- 2- Vehicle being towed.
- 3- Suspension of on-campus parking privileges. The Director, Public Safety and Security will determine the appropriate period of suspension.
- 4- Restricted to a designated parking lot.

Students:

Note: Any vehicle with no permit and the driver cannot be identified will be identified through the Dept. of Motor Vehicles. The registered owner will be sent a letter requesting payment of fines or asked to identify the driver of the vehicle. If the owner cannot be located, the vehicle may be towed at the owner's expense.

Employees:

Traffic citations received are to be resolved **by the 25th day of the month following the issue date of the citation.** Any

fines not resolved may result in the revocation of campus vehicle parking privileges.

Appeals:

Appeals must be submitted in writing. Appeal forms are available at the Public Safety Office, General Classroom Bldg., Room 102.

To be considered, all appeals must be **submitted** to the Public Safety Office **within ten (10)** days from the **date of the citation**. Appealing to the Public Safety Officer on patrol will not resolve a citation.

TOWING POLICY

Vehicles may be towed at the owner's expense if the vehicle is found to be violating one of the following:

- a. Vehicle is parked creating a safety hazard.
- b. Vehicle is parked in fire lanes.
- c. Vehicle is blocking a fire hydrant.
- d. Vehicle is blocking normal flow of traffic.
- e. Vehicle is parked in tow-away zone.
- f. Vehicle is parked on campus after notification of suspension of parking privileges.

Abandoned Vehicles:

Vehicles left on campus for at least 48 hours will be classified as abandoned unless prior arrangements have been made with the Public Safety Office. Once cited, the owner will have another 48 hours to remove the vehicle from the campus before the vehicle is towed at the owner's expense.

IN CASE OF AN ACCIDENT

If you are involved in an accident with your vehicle on campus, please do the following:

1. Stop and do not leave the scene.
2. Assist the injured, if possible.
3. Notify Public Safety.
 - a) Have someone call Public Safety.

- b) Use an Emergency Callbox.
4. Give name and location of accident and type of injuries, if any.
- Remain at the scene until released by Public Safety or police officer.*

FOR YOUR INFORMATION

1. An FTCC curriculum student or CEC High School Student is required to have a FTCC Student ID in his/her possession while on campus, for ID purposes.
2. All Continuing Education students are required to have their registration slip or FTCC Student ID in their possession while on campus for identification purposes.
3. If asked by a Public Safety Officer or other staff/faculty, you must show your I.D. card. If you do not, you may be asked to leave campus. The Fayetteville Police Department will be called and trespassing charges may be filed if you do not leave the campus when asked.
4. Vehicles are not to be parked on campus for the purpose of selling the vehicle.
5. It is a violation of state and city laws to disrupt students while classes are in session with loud noises, i.e., loud radios. It carries a \$500 state fine or a \$100 city fine. Mowers, blowers, and other equipment are not included.
6. Report lost or stolen parking permits to Public Safety immediately.
7. **Skating, or rollerblading is not authorized on any FTCC property.**

WEAPONS, DRUGS AND ALCOHOL

A. Possession of Weapons on Campus

N.C.G.S. § 14-269.2 generally prohibits carrying a “weapon” either openly or concealed on community college property. A “weapon” includes firearms, explosives, BB guns, stun guns, air rifle or pistol, and certain types of knives or other sharp instruments. N.C.G.S § 14-269.2.

However, the General Assembly has enacted a limited exception to the at general prohibition (S.L. 2013-369, sec 2; HB 937; N.C.G.S. § 14-269.2(k)).

WEAPONS, DRUGS AND ALCOHOL CONT.

A firearm is permissible on a community college campus only under the following circumstances:

1. The firearm is a handgun; AND
2. The individual has a valid concealed handgun permit or is exempt from the law requiring a permit; AND
3. The handgun remains in either: a closed compartment or container within the individual with the permit's locked vehicle; or a locked container securely affixed to the individual with the permit's locked vehicle; AND
4. The vehicle is only unlocked when the individual with the permit is entering or exiting the vehicle; AND
5. The firearm remains in the closed compartment at all times.

The following applies:

1. It shall be a class I felony for any person to possess or carry, whether openly or concealed, any gun, rifle, pistol, or other firearm of any kind, or any dynamite cartridge, bomb, grenade, mine or powerful explosive on campus or at any FTCC class site, activity, or program.
2. It shall be a misdemeanor for any person to possess or carry, whether openly or concealed, any BB gun, air rifle, air pistol, Bowie knife, dirk, dagger, slingshot, leaded cane, switchblade knife, black jack, metallic knuckles, razors and razor blades, and any sharp-pointed or edged instrument except instructional supplies, unaltered nail files and clips and tools used solely for preparation of food, instruction, and maintenance on campus or at any FTCC class site, activity, or program.
3. Any person found to be in violation of the law will be referred to the local area law enforcement authorities for appropriate legal action.
4. Students who violate the law will be suspended immediately for a minimum of one full semester. A student is identified as any person currently enrolled in a continuing education class or a curriculum class, whether the person is an adult or minor.
5. Students in violation of this policy will be placed on permanent expulsion when one of the following occurs:
 - a. Possession of a firearm on campus.

WEAPONS, DRUGS AND ALCOHOL CONT.

- b. Repeat offense on campus or any FTCC class site, activity, or program.
 - c. Subsequent conviction of a violation of the law.
 - d. Use of a weapon to harm or threaten another individual.
6. Police officers may carry weapons while on duty or subject to immediate dispatch (on call) otherwise the weapon should be locked in the vehicle or secured at all times.
 7. All personnel will notify Public Safety when weapons are to be brought on campus for training or demonstration.
 8. Weapons, drugs and alcohol are not allowed on the campus except as directed by the Director, Public Safety and Security or higher authority.

CRIME PREVENTION TIPS

The following common-sense steps should help a person avoid becoming a victim. When leaving a vehicle:

1. Remove keys from ignition.
2. Lock the vehicle.
3. Lock all valuables in the trunk, out of plain view.

When returning to a vehicle, especially at night:

1. Before leaving building, have keys in hand.
2. Avoid walking alone, go with other students.
3. Walk in center of roadway if possible.
4. Check the interior of vehicle before getting in.
5. Look under vehicle.

GENERAL SECURITY ON CAMPUS

Notify Public Safety immediately if you find something wrong or if a suspicious person is noticed in the parking lots or around buildings.

1. Keep bookbags, books, and purses with you at all times.
2. Stay in well-lighted areas at night.

GENERAL SECURITY ON CAMPUS

3. Know the locations of the Emergency Callboxes.
4. Be cautious in all situations.
5. Stay alert.
6. Know where emergency exits are and what to do in an emergency.
7. Call Public Safety for an escort at anytime, day or night. 678-8433 or use Emergency Callbox.

Never take your personal safety and security for granted. You only have one life.

MOTORIST ASSISTANCE SERVICES

The FTCC Public Safety Officers are available for the following:

1. Jump start your vehicle if you have a dead battery.
2. Inflate a flat tire.
3. Assist you in obtaining a gallon of gas - we provide the can - you buy the gas.
4. Change a tire (for those who are not physically capable).
5. Telephone listing for locksmith.

ON CAMPUS CRIME STATISTICS

<i>Type Incident</i>	<i>2011</i>	<i>2012</i>	<i>2013</i>	<i>2014</i>
Criminal Homicide	0	0	0	0
Murder & Nonnegligent Manslaughter	0	0	0	0
Negligent Manslaughter	0	0	0	0
Forcible Sexual Assault	0	2	0	0
Non-Forcible Sexual Assault	0	0	0	0
Robbery	1	0	0	2
Aggravated Assault	0	0	0	1
Burglary/Larcenies	0/48	0/77	0/64	0/34
Motor Vehicle Theft	3	1	0	0
Liquor Violations	3	1	1	1
Drug Violations	0	2	1	2
Weapons Violations	7	1	1	4
Arson	0	0	0	0

Refer to the Annual Security Report for information on campus crime statistics. Current policies are implemented from the FTCC Board of Trustees. The Annual Security Report contains three years of campus crime statistics and campus Public Safety policy statements. The Annual Security Report can be obtained, upon request, from the Public Safety Department, General Classroom Building, Room 102, or through the FTCC website at <http://www.faytechcc.edu/public-safety-security/>.